

Eastern Cup

Giant Slalom

Official ranking

COMPETITION JURY

TECHNICAL DELEGATE Lashley Bradford (CAN)
 CHIEF OF RACE Grygiel Brent (USA)
 REFEREE Gannon Andrew (USA)

WEATHER

CONDITIONS Clear
 SNOW Frozen granular
 AIR TEMPERATURE START : -18.0 °C
 FINISH : -16.0 °C

1st RUN

COURSESETTER Sourbeer Kraig (USA)
 FORERUNNERS - A - GRAY Andrew (USA)
 COURSE T2/Monday Mourning
 START 737 m
 FINISH 369 m
 DROP 368 m
 HOMOLOGATION 11777/10/15
 GATES 48
 DIRECTIONS 46
 STARTING TIME 10:15

2nd RUN

Savage Michael (USA)
 - A - GRAY Andrew (USA)
 T2/Monday Mourning
 737 m
 369 m
 368 m
 11777/10/15
 48
 46
 12:45

LIST n°717 APPLIED PENALTY: 29.88 CALCULATED PENALTY: 26.88
 Number of competitors: 114, Number of NSA: 9

F = 980

Rank	Bib	FIS ID	Name	Year	Nation	Region	Run 1	Run 2	Time	Gap	Points
1	13	538855	FORD Julia	1990		E	1:09.62	1:08.48	2:18.10		0.00
2	10	107518	BARTLETT Caroline	1995		X	1:10.50	1:08.65	2:19.15	1.05	7.45
3	12	6535771	NAWROCKI Rachel	1997		E	1:10.73	1:09.40	2:20.13	2.03	14.41
4	5	6535762	LORD Madison	1997		E	1:11.06	1:09.77	2:20.83	2.73	19.37
5	11	6535485	REINHART Jessica	1996		E	1:10.19	1:11.02	2:21.21	3.11	22.07
6	6	255357	EINARSDOTTIR Freydis Halla	1994		X	1:11.02	1:10.67	2:21.69	3.59	25.48
7	44	6535176	DORVAL HALL Ella	1995		E	1:11.29	1:10.57	2:21.86	3.76	26.68
8	15	6535163	CALCAGNI Lexi	1995		E	1:12.05	1:10.20	2:22.25	4.15	29.45
9	32	6536053	JAMES Daphne	1998		F	1:11.84	1:10.61	2:22.45	4.35	30.87
10	1	6535363	CHENOWETH Kelsey	1995		E	1:11.91	1:10.60	2:22.51	4.41	31.29
11	92	6536377	LEVEY Nadine	2000		E	1:12.47	1:10.32	2:22.79	4.69	33.28
12	9	6535789	UTTER Kathleen	1997		E	1:12.21	1:10.86	2:23.07	4.97	35.27
13	87	6536391	COUTU Tatum	2000		E	1:12.66	1:10.51	2:23.17	5.07	35.98
14	28	6536184	REICHEL Nina	1999		E	1:12.30	1:10.97	2:23.27	5.17	36.69
15	46	6536383	TRUDEAU Hannah	2000		E	1:13.01	1:10.40	2:23.41	5.31	37.68
16	4	6535661	STANDTEINER Tenaya	1996		F	1:13.84	1:10.18	2:24.02	5.92	42.01
17	56	275038	RYAN Emma	2000		X	1:13.20	1:10.96	2:24.16	6.06	43.00
18	8	255367	VILHJALMSDOTTIR Helga Maria	1995		E	1:13.23	1:11.22	2:24.45	6.35	45.06
19	53	6536181	QUIMBY Gabrielle	1999		E	1:14.21	1:10.45	2:24.66	6.56	46.55
20	7	6535456	JOHNSON Hannah	1996		E	1:13.80	1:10.98	2:24.78	6.68	47.40
21	24	6536109	MATTSSON Ava	1998		E	1:13.42	1:11.49	2:24.91	6.81	48.33
22	38	415219	BUSHELL Georgia	1999		X	1:14.50	1:10.68	2:25.18	7.08	50.24
23	29	107789	SMITH Gabrielle	1998		E	1:13.46	1:12.04	2:25.50	7.40	52.51
24	51	6535564	WILSON Moriah	1996		E	1:14.49	1:11.97	2:26.46	8.36	59.33
25	26	6536122	FINFER Emma	1998		E	1:15.17	1:11.79	2:26.96	8.86	62.87
26	42	6536104	SMITH Kathleen	1998		E	1:14.80	1:12.32	2:27.12	9.02	64.01
27	50	6536342	SCHIBLI Lila	1999		E	1:14.66	1:12.49	2:27.15	9.05	64.22
28	16	6535980	COUTU Tess	1998		E	1:14.29	1:13.05	2:27.34	9.24	65.57
29	18	175041	LEMGART Charlotte Techen	1993		X	1:15.48	1:12.03	2:27.51	9.41	66.78
30	61	6536218	LIEBLEIN Cassie	1999		E	1:14.60	1:13.55	2:28.15	10.05	71.32
30	30	255403	BIRKISDOTTIR Andrea Bjork	1998		E	1:15.00	1:13.15	2:28.15	10.05	71.32
32	68	6536435	ANTONIOLI Ruby	2000		E	1:15.02	1:13.60	2:28.62	10.52	74.65
33	86	6536470	KEARING Emma	2000		E	1:15.22	1:13.42	2:28.64	10.54	74.80
34	41	6535925	JENSON Erica	1998		E	1:16.20	1:13.19	2:29.39	11.29	80.12
35	62	6536328	POISSON Hayli	1999		E	1:15.85	1:14.22	2:30.07	11.97	84.94
36	98	6536439	SCHIERWAGEN Grace	2000		E	1:15.88	1:14.62	2:30.50	12.40	87.99
37	91	6536388	HUMPHREYS Ashley Rose	2000		E	1:16.94	1:13.65	2:30.59	12.49	88.63
38	114	539254	ROWLAND Amelia	1991		E	1:17.69	1:12.92	2:30.61	12.51	88.77
39	65	6535501	SPENCER Payton	1996		E	1:15.83	1:14.94	2:30.77	12.67	89.91
40	57	6536257	TURNER Lauren	1999		E	1:15.51	1:15.35	2:30.86	12.76	90.55
41	45	6536240	LOUIS Haley	1999		F	1:16.76	1:14.55	2:31.31	13.21	93.74
42	101	6536410	HEALD Kelsey	2000		E	1:16.38	1:15.05	2:31.43	13.33	94.59
43	48	6536238	DAVIS Madeline	1999		E	1:16.58	1:15.03	2:31.61	13.51	95.87
44	49	6535187	HADDEN Whitney	1995		E	1:16.13	1:15.57	2:31.70	13.60	96.51

**Eastern Cup
Giant Slalom
Official ranking**

Rank	Bib	FIS ID	Name	Year	Nation	Region	Run 1	Run 2	Time	Gap	Points
45	54	6535949	BEBO Cassidy	1998		E	1:16.08	1:15.84	2:31.92	13.82	98.07
46	60	6536315	QUEALLY Katie	1999		E	1:16.00	1:16.05	2:32.05	13.95	98.99
47	25	6535359	DALEY Ryann	1995		E	1:17.39	1:14.88	2:32.27	14.17	100.55
48	88	6536448	CONZELMAN Sam	2000		E	1:17.38	1:15.38	2:32.76	14.66	104.03
49	21	45406	HOUGH Annabelle	1999		X	1:15.83	1:17.13	2:32.96	14.86	105.45
50	34	6535591	HOTALING Abigail	1995		E	1:17.39	1:15.71	2:33.10	15.00	106.44
51	67	6536299	MANGIACOTTI Sarah	1999		E	1:18.16	1:15.98	2:34.14	16.04	113.82
52	73	6536224	WOLFF Kristina	1999		E	1:17.79	1:16.64	2:34.43	16.33	115.88
53	95	6536537	CROWELL Lindsey	2000		E	1:17.88	1:16.60	2:34.48	16.38	116.24
54	27	107738	NELLA Anjelika	1998		X	1:17.49	1:17.05	2:34.54	16.44	116.66
55	58	45372	MAHON Annabel	1997		X	1:17.85	1:16.85	2:34.70	16.60	117.80
56	55	6536169	LATHROP Mikayla	1999		E	1:17.76	1:16.96	2:34.72	16.62	117.94
57	100	6536405	MACDONALD Jennette	2000		E	1:17.77	1:16.99	2:34.76	16.66	118.22
58	31	6535808	SCHOEPEKE Sandra	1997		E	1:18.81	1:16.22	2:35.03	16.93	120.14
59	93	6536416	PETRO Hanna	2000		E	1:18.29	1:17.31	2:35.60	17.50	124.19
60	77	6536180	GOCLOWSKI Camila	1999		E	1:18.15	1:18.07	2:36.22	18.12	128.59
61	69	6535508	VAN DEURSEN Molly	1996		E	1:19.48	1:16.77	2:36.25	18.15	128.80
62	103	6536399	GRAY Caraline	2000		E	1:19.50	1:16.94	2:36.44	18.34	130.15
63	94	6536531	DAVIS Alexandra	2000		E	1:19.33	1:17.57	2:36.90	18.80	133.41
64	39	6535624	DONNAN Gibson	1996		E	1:17.55	1:19.61	2:37.16	19.06	135.26
65	79	6536276	BANCROFT Hanna	1999		E	1:18.35	1:19.86	2:38.21	20.11	142.71
66	108	6536545	GALVAN Pilar	2000		E	1:20.51	1:17.71	2:38.22	20.12	142.78
67	74	6536186	GORMAN Makena	1998		E	1:21.09	1:18.07	2:39.16	21.06	149.45
68	82	405173	ERWICH Olivia	2000		X	1:21.21	1:18.44	2:39.65	21.55	152.93
69	36	6535435	DUNN Lauren	1996		E	1:20.93	1:19.10	2:40.03	21.93	155.62
70	112	6536419	JOHANSONGORDET Acadia	2000		E	1:20.78	1:19.43	2:40.21	22.11	156.90
71	81	6536019	COLMAN Allegra	1998		E	1:20.33	1:19.92	2:40.25	22.15	157.18
72	110	6536375	JOCHL Olivia	2000		E	1:20.11	1:20.73	2:40.84	22.74	161.37
73	72	6535376	SHAW Linley	1995		E	1:19.70	1:21.25	2:40.95	22.85	162.15
74	71	6536248	MCMAHON Marissa	1999		E	1:23.24	1:18.02	2:41.26	23.16	164.35
75	107	6536437	KUTENPLON Nicole	2000		E	1:21.24	1:20.73	2:41.97	23.87	169.39
76	70	6536306	THOMPSON Blake	1999		E	1:20.97	1:21.26	2:42.23	24.13	171.23
77	97	6536397	KRUPKA Catherine	2000		E	1:21.25	1:21.34	2:42.59	24.49	173.79
78	104	6536433	SCZURKO Sophie	2000		E	1:22.31	1:21.09	2:43.40	25.30	179.54
79	78	6536223	ANDREWS Payton	1999		E	1:22.34	1:22.30	2:44.64	26.54	188.34
80	109	6536414	MCCUTCHEON Maggie	2000		E	1:23.52	1:21.45	2:44.97	26.87	190.68
81	105	6536371	FITZGERALD Sigrid	2000		E	1:23.13	1:21.98	2:45.11	27.01	191.67
82	80	6535693	ENGELBREKT Amanda	1996		E	1:24.03	1:21.14	2:45.17	27.07	192.10
83	113	6536406	ROSEN Sophie	2000		E	1:28.72	1:27.91	2:56.63	38.53	273.42
84	106	6536418	VENEKLASEN Sophia	2000		E	1:27.55	1:30.49	2:58.04	39.94	283.43

Did Not Finish - Run 1 (12)

17	6535542	ANTONELLI Brielle	1996		E	DNF					
19	6535972	DANAGHER Sinead	1998		F	DNF					
20	6535823	HANUS Alexandra	1997		E	DNF					
33	6536326	KUSUMI Hanako	1999		E	DNF					
37	6535858	CURRIER Bridget	1997		E	DNF					
43	6536167	GILLIS Sarah	1999		E	DNF					
47	6536197	DANNIS Alexa	1999		E	DNF					
52	6536086	BOUCHARD Elise	1998		E	DNF					
64	6536401	MEYER Sengen	2000		E	DNF					
99	6536393	TURNER Ariana	2000		E	DNF					
102	6536398	GUIMOND Abigail	2000		E	DNF					
111	6536436	MILLER Anna Clare	2000		E	DNF					














Did Not Start - Run 2 (2)

40	6536176	WILSON Mckenna	1999		E	1:14.86	DNS				
83	255431	KARADOTTIR Iris Lorange	2000			1:24.49	DNS				

Did Not Finish - Run 2 (16)

2	6535185	GREENE Katy	1995		E	1:12.96	DNF				
3	539944	HASKELL Mardene	1994		E	1:10.09	DNF				
14	107713	ATKINS Jackie	1997		X	1:11.57	DNF				

**Eastern Cup
Giant Slalom
Official ranking**

Rank	Bib	FIS ID	Name	Year	Nation	Region	Run 1	Run 2	Time	Gap	Points
22		6536009	FOLEY Anna	1998		E	1:14.61	DNF			
23		6535989	BRUCE Anna	1998		E	1:13.67	DNF			
35		6535769	NAWROCKI Alexx	1997		E	1:18.36	DNF			
59		6535792	GALIUNAS Kara	1997		E	1:18.21	DNF			
63		6536229	CLARK Rebecca	1999		E	1:18.56	DNF			
66		6535871	KLINKENBERG Ingrid	1997		E	1:20.21	DNF			
75		107582	PRICE Alexandra	1996		X	1:21.99	DNF			
76		308018	NAKACHI Maya Simkowitz	2000		X	1:17.16	DNF			
84		6536407	WHIPPLE Megan	2000		E	1:15.05	DNF			
85		6536413	MCCELLELLAN Samantha	2000		E	1:12.39	DNF			
89		6536500	VILANDRIE Avery	2000		E	1:16.78	DNF			
90		6536412	MCCORMACK Rylee	2000		E	1:14.20	DNF			
96		6536381	POTTER Kathryn	2000		E	1:19.46	DNF			